

# Market Report

August, 2024



## Whitehall at Bal Harbour

20 Park Dr  
Bal Harbour, FL 33154

Every month we compile this comprehensive market report focus on Whitehall at Bal Harbour in this convenient and easy to read format. Our data comes from more than six different sources including MLS Associations, County Offices and Financial Institutions. Get this report for free every month on our website [whitehallbalharbour.com](http://whitehallbalharbour.com).

### Property Stats

POSTAL CODE 33154

The property stats graph represents the median price evolution since ten years in your postal code area.



### Similar Properties

DAYS ON THE MARKET

Everyday 3 months we monitor how many days it takes for similar properties to be sold. This is also a good indicator to know when to buy or sale!

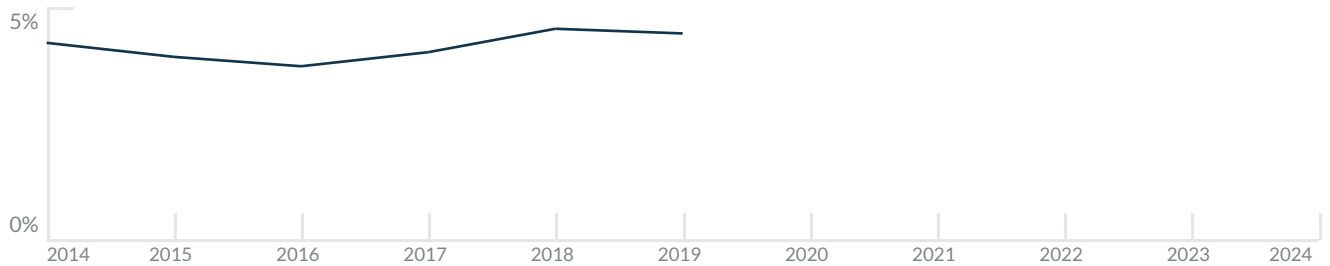
1 days

# Mortgage Rates

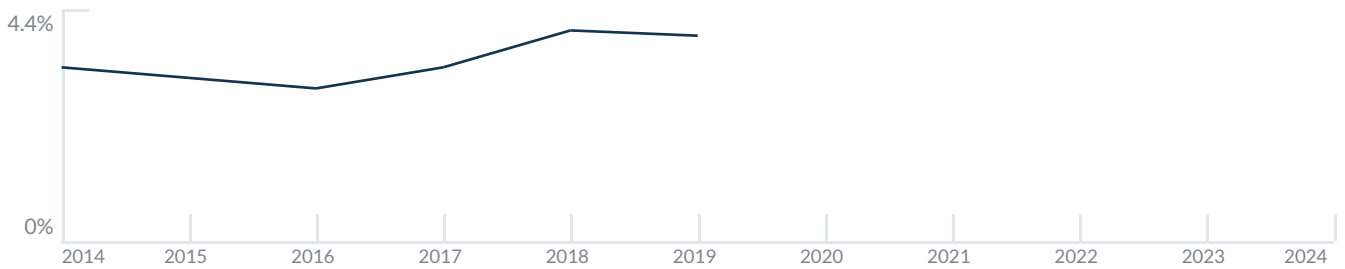
PER YEAR

Understanding mortgage economics is important when you want to buy with a loan. Below is the historical yearly average mortgage rates in the Unites States retrieved from Freddie Mac©

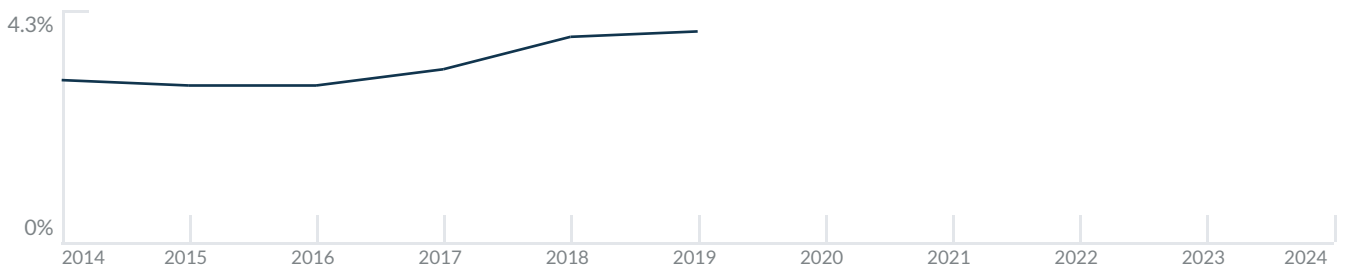
30 YEARS FIXED 4.4%



15 YEARS FIXED 3.9%



5/1-YEAR ADJUSTABLE 3.9%



# Schools

CLOSEST

Having good schools nearby is important if you have kids or plan to rent or sell your home. Ratings are retrieved from the leading independent and nonprofit GreatSchools©

ELEMENTARY SCHOOL	MIDDLE SCHOOL	HIGH SCHOOL
Aventura City Of Excellence School	Aspirra Raul Arnaldo Martinez Charter School	North Miami Senior High School
10/10	2/10	3/10

# Insights

IN WHITEHALL AT BAL HARBOUR

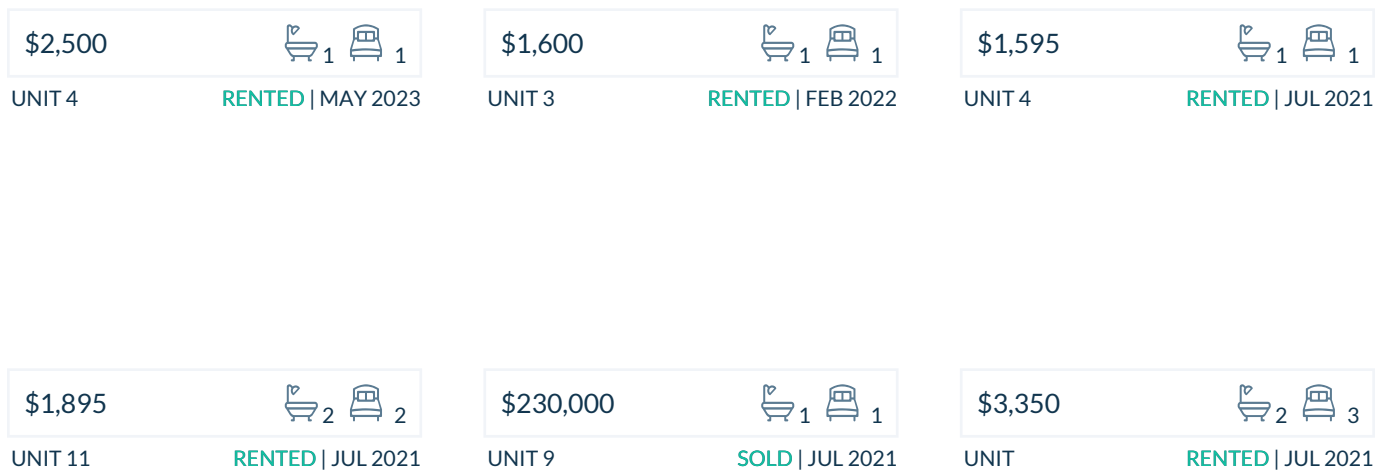
Below the average listing prices of available unit per property type.



# Activity

SOLD OR RENTED

Below the latest transactions reported by the local MLS Association for Whitehall at Bal Harbour



## Sold

---

LAST 20 PROPERTIES SOLD IN WHITEHALL AT BAL HARBOUR

Unit	Price	Beds/Baths	\$/Sqft	Sqft	Buying Date	Days on Market
9	\$230,000	1/1	\$299.9	767	Feb 2020	61
7	\$270,000	1/1	\$346.6	779	Apr 2018	74
3	\$239,000	1/1	\$306.8	779	Mar 2018	28
5	\$179,500	1/1	\$230.4	779	Aug 2013	224
5	\$179,500	1/1	\$230.4	779	Aug 2013	224
N/A	\$285,000	2/2	\$275.1	1,036	Jan 2012	61

## Rented

---

LAST 20 PROPERTIES RENTED IN WHITEHALL AT BAL HARBOUR

Unit	Price	Beds/Baths	\$/Sqft	Sqft	Rented Date	Days on Market
4	\$2,500	1/1	\$3.2	779	May 2023	53
3	\$1,600	1/1	\$2.1	779	Dec 2021	33
4	\$1,595	1/1	\$2.0	779	Mar 2021	135
11	\$1,895	2/2	\$1.7	1,137	Apr 2020	292
N/A	\$3,350	3/2	\$1.8	1,867	Jul 2019	35
1	\$1,800	2/1	\$1.8	1,000	May 2019	60
5	\$1,425	1/1	\$1.8	779	Jan 2019	39
3	\$1,425	1/1	\$1.8	779	Jul 2018	100
5	\$1,420	1/1	\$1.8	779	May 2016	110
5	\$1,420	1/1	\$1.8	779	May 2016	110
6	\$1,850	2/2	\$1.8	1,036	May 2013	29
6	\$1,850	2/2	\$1.8	1,036	May 2013	29
6	\$1,750	2/2	\$1.7	1,036	Apr 2012	95
2	\$1,200	1/1	\$1.5	800	Jul 2010	107
5	\$875	1/1	\$1.1	779	Mar 2010	140

## Currently Listed

---

ACTIVE LISTINGS 1/1

Unit	Price	Beds/Baths	\$/Sqft	Sqft	Listing Date	Owner
4	\$2,300/mth	1/1	\$3.0	779	Jul 2024	REFERENCE O...